

VRLA AGM Battery

BT-12M5.0AC[12V5.0Ah]



General Features

- Designed floating charging service life: 8 years (25°C)
- Sealed and maintenance free operation
- Safety valve installation for explosion proof
- Low self-discharge characteristic
- Wide operating temperature range from -0°C~40°C
- Lead Aluminum calcium Tin alloy high energy, prevent corrosion

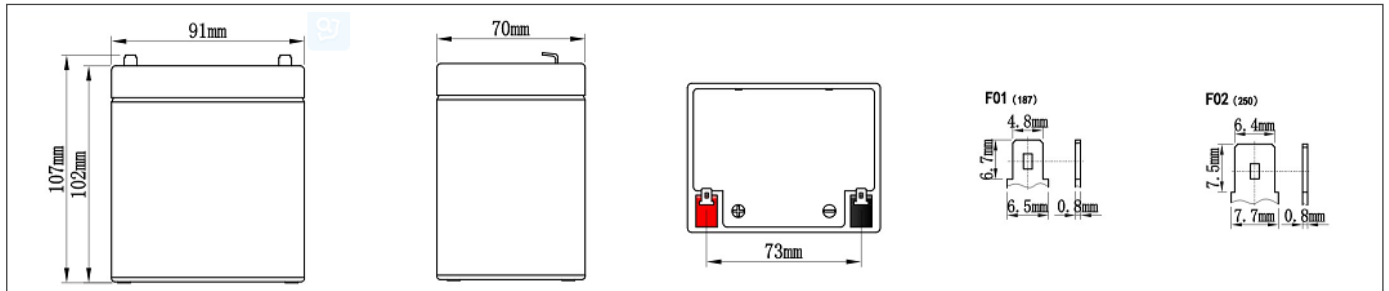
Application

- DC power supply
- UPS/EPS power supply
- Electrical devices & instruments
- Security and fire alarm systems
- Telecom stations and power stations
- Medical equipment
- Emergency lighting systems

Physical Specifications

Nominal Voltage	Nominal Capacity (20HR)	Dimension				Weight ±3%	Internal Resistance (In full charge status)	Standard Terminals
		L	W	H	TH			
12V	5.0AH	91±2mm	70±2mm	102±2mm	107±2mm	Approx 1.62kg (3.57lbs)	≤24mΩ	F01/F02 (standard)

Dimensions



Constant-Voltage Charge

Rated Capacity	
20 hour rate (0.275A)	5.50AH
10 hour rate (0.50A)	5.00AH
5 hour rate (0.92A)	4.60AH
27 minute rate (5.5A)	2.75AH
7 minute rate (16.5A)	2.20AH
Capacity affected by Temperature	
40°C(104°F)	103%
25°C(77°F)	100%
0°C(32°F)	86%

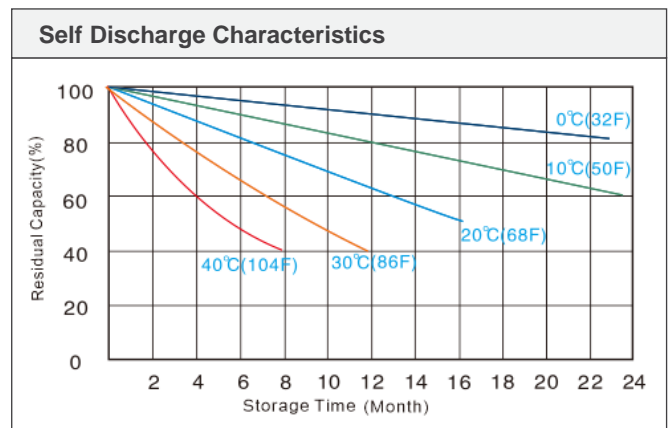
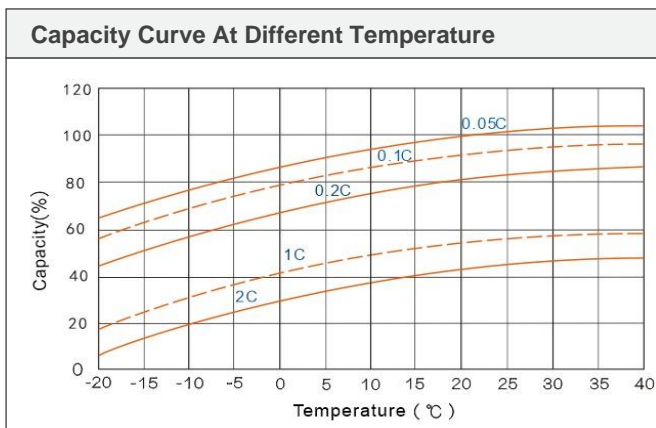
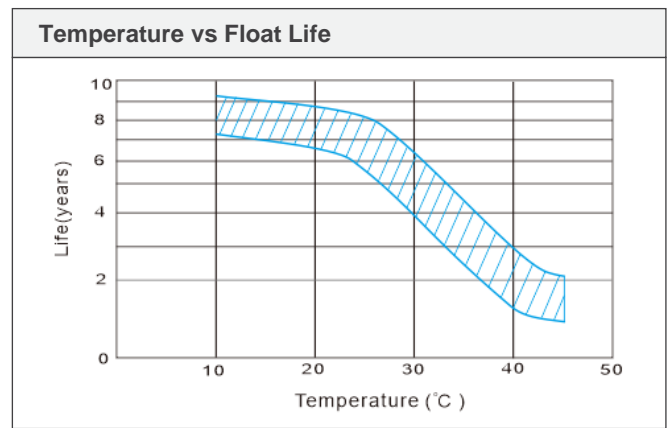
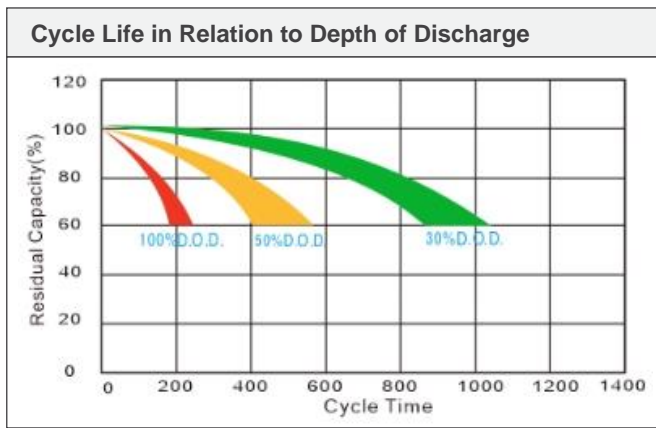
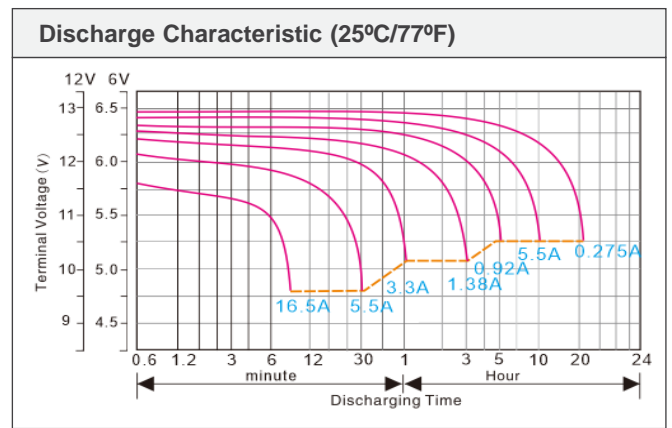
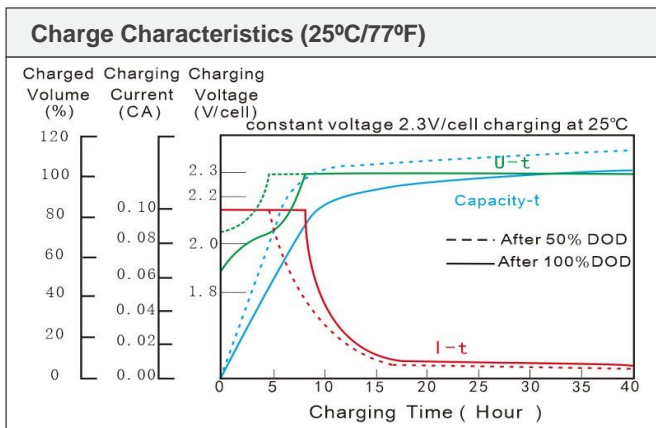
Cycle Application
1. Limit initial current less than 1.38A.
2. Charge until battery voltage (under charge) reaches 14.1V to 14.4V at 25°C(77°F).
3. Hold at 14.1V to 14.4V until current drop to under 0.033A for at least 3 hours.
4. Temperature compensation coefficient of charging voltage is -30mV/°C.
Standby Service
1. Hold battery across constant voltage source of 13.6 to 13.8 volts with current limit 1.38A continuously. When held at this voltage, the battery will seek its own current level and maintain itself in a fully charge status.
2. Temperature compensation coefficient of charging voltage is -18mV/°C.

NOTE : The battery should be charged within 6 months of storage, Otherwise, permanent loss of capacity might occur as a result of sulfation

Battery Discharge Table

End Voltage (V)	Minute (M)					Hour (H)							
	5	10	15	30	45	1	1.5	2	3	5	8	10	20
Constant Current Discharge Data Sheet (Amperes at 25°C)													
10.20	20.45	13.65	10.87	5.579	4.195	3.156	2.569	1.971	1.472	0.926	0.621	0.532	0.282
10.50	19.61	13.39	10.64	5.419	4.099	3.145	2.536	1.915	1.439	0.916	0.614	0.527	0.280
10.80	18.56	13.07	10.34	5.217	3.918	3.111	2.469	1.816	1.384	0.897	0.609	0.522	0.277
Constant Power Discharge Data Sheet (Watt at 25°C)													
10.20	223.7	160.9	130.2	73.56	53.63	40.79	31.29	23.54	16.80	11.07	7.793	6.313	3.399
10.50	213.7	155.5	126.4	72.03	52.38	40.15	30.82	23.21	16.42	10.96	7.740	6.207	3.355
10.80	202.6	149.8	122.2	69.95	51.05	39.49	30.37	22.88	16.13	10.82	7.655	6.111	3.299

Performance Characteristics



FACTORY ADDRESS:
 Road No.6, An Phuoc IP, An Phuoc Ward, Long Thanh District,
 Dong Nai Province, Vietnam

☎ 0084-978366669
 📠 0084-2513686918

✉ sales@saite.vn
 🌐 www.saite.vn